
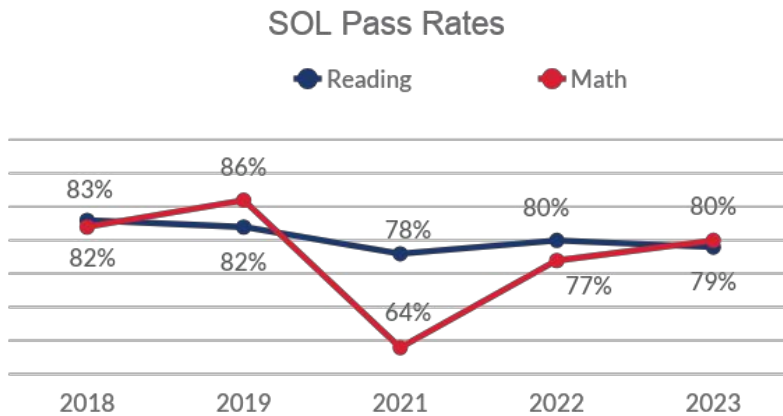


Pittsylvania County Schools (Pittsylvania) has partnered with Hanover Research (Hanover) to conduct a Strategic Planning Benchmarking Analysis (SPBA) to analyze academic metrics to develop a strategic plan for Pittsylvania's future. Hanover has audited publicly available Virginia Department of Education data over the past five years and has compiled student testing, attendance, discipline, and school staffing data. This infographic presents the key findings and recommendations of this data analysis.

KEY FINDINGS & RECOMMENDATIONS

ASSESSMENT SCORES

 As with many peer districts and the state overall, Pittsylvania saw some declines in state assessment scores. Pittsylvania placed near the top of peer schools in reading, writing, and math SOL test pass rates for many years. However, these rates had seen some declines from pre-pandemic levels. For example, pass rates in Math among all students declined from 2019 to 2021, from 86% to 64%, with an increase to 80% in 2023, still below 2018 and 2019 levels.




SUGGESTED AIM:
Increase SOL test pass rates.

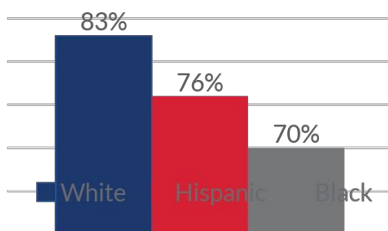


SUGGESTED GOAL:
By SY 2026, Pittsylvania's SOL test pass rates will be 90% or above the state average.

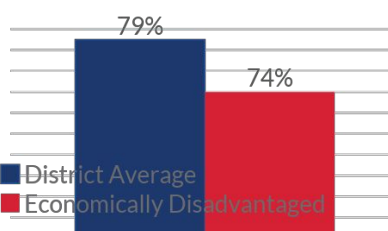
ASSESSMENT GAPS

 There are gaps in student assessment performance between subgroups, such as race or socioeconomic status, compared to the larger student body. For example, in 2023, White students had a pass rate of 83% in SOL Reading compared to 76% for Hispanic students and 70% for Black students. When comparing socioeconomic status, economically disadvantaged students had a pass rate of 74% compared to the district's overall rate of 79%.

SOL Reading Scores by Race/Ethnicity (2023)



SOL Reading Scores by Socioeconomic Status (2023)



SUGGESTED AIM:
Decrease assessment score gaps.



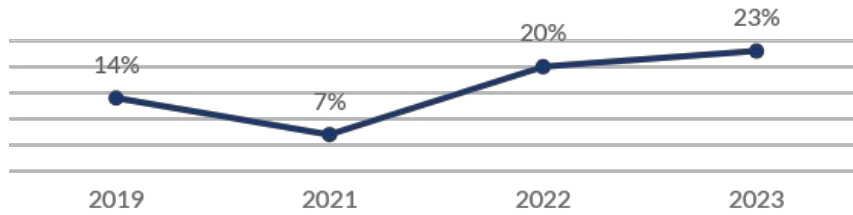
SUGGESTED GOAL:
By SY 2028, Pittsylvania will halve the size of the state assessment performance gap between subgroups and the larger student population.

CHRONIC ABSENTEEISM



Chronic absenteeism rates (absenteeism above 10%) for all Pittsylvania students increased from 2021 to 2023. In 2021, this rate was around 7%, compared to a state average of 11%. In the following years, rates increased to 20% and 23%.

Chronic Absenteeism Rates



SUGGESTED AIM:
Decrease chronic absenteeism rates for all students.



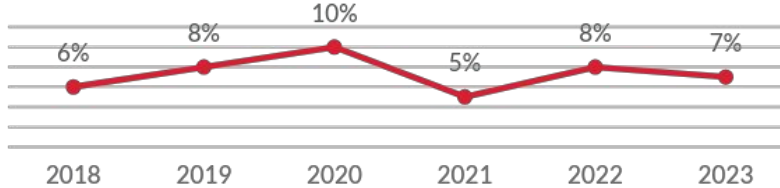
SUGGESTED GOAL:
By SY 2030, chronic absenteeism rates among all students will return to pre-pandemic 2019 levels of below 15%.

DROPOUT RATES



Dropout rates for Pittsylvania are above state averages and near the middle of peer districts. Dropout rates have increased for Pittsylvania from 2018 to the 2020 school year but are approaching pre-pandemic levels in the 2023 school year with a 7% dropout rate. However, as with most other years of tracked data, this is well above the state average dropout rate of 5% in 2023 and near the middle of peer districts, which range from 2% to 17% in 2023.

Percentage of Students Dropped Out



SUGGESTED AIM:
Decrease dropout rates.



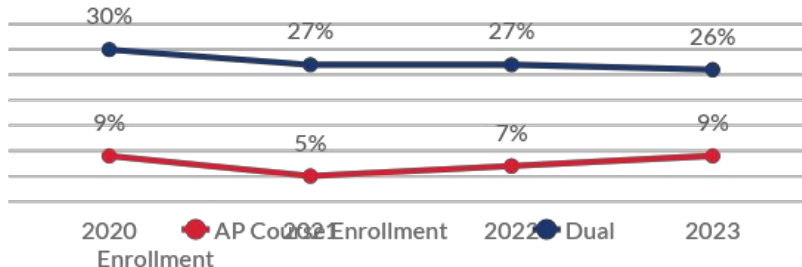
SUGGESTED GOAL:
By SY 2028, Pittsylvania's dropout rates will fall below the current state levels of 5%.

COLLEGE & CAREER READINESS



Pittsylvania remains in a good position with college preparedness, being near the top of peer districts in dual enrollment and in the middle for AP course enrollment. AP course enrollment rates fell after the pandemic's onset but rose to 9% for Pittsylvania in 2023. Dual enrollment fell slightly from 2020 to 2023, from 30% to 26%.

AP Course & Dual Enrollment



SUGGESTED AIM:
Increase student college readiness.



SUGGESTED GOAL:
By SY 2028, Pittsylvania will increase dual enrollment back to pre-pandemic levels of 30% and increase AP course enrollment to 12%.